



Vendor: Microsoft

Exam Code: 70-457

Exam Name: Transition Your MCTS on SQL Server 2008 to
MCSA: SQL Server 2012, Part 1

Version: DEMO

QUESTION 1

You develop a Microsoft SQL Server 2012 database.

You create a view from the Orders and OrderDetails tables by using the following definition.

```
CREATE VIEW vOrders
WITH SCHEMABINDING
AS
SELECT o.ProductID,
       o.OrderDate,
       SUM(od.UnitPrice * od.OrderQty) AS Amount
FROM OrderDetails AS od INNER JOIN
     Orders AS o ON od.OrderID = o.OrderID
WHERE od.SalesOrderID = o.SalesOrderID
GROUP BY o.OrderDate, o.ProductID
GO
```

You need to ensure that users are able to modify data by using the view. What should you do?

- A. Create an AFTER trigger on the view.
- B. Modify the view to use the WITH VIEW_METADATA clause.
- C. Create an INSTEAD OF trigger on the view.
- D. Modify the view to an indexed view.

Answer: C

QUESTION 2

You have a view that was created by using the following code:

```
CREATE VIEW Sales.OrdersByTerritory
AS
SELECT OrderID
       ,OrderDate
       ,SalesTerritoryID
       ,TotalDue
FROM Sales.Orders;
```

You need to create an inline table-valued function named Sales.fn_OrdersByTerritory. Sales.fn_OrdersByTerritory must meet the following requirements:

- Accept the @T integer parameter.
- Use one-part names to reference columns.
- Filter the query results sorted by SalesTerritoryID.
- Return the columns in the same order as the order used in OrdersByTerritoryView.

Which code segment should you use?

To answer, type the correct code in the answer area.


Answer:


```
CREATE FUNCTION Sales.fn_OrdersByTerritory (@T int)
AS
SELECT OrderID
,OrderDate
,SalesTerritoryID
,TotalDue
FROM Sales.OrdersByTerritory
SORTED BY SalesTerritoryID
```

QUESTION 3

You have a database that contains the tables shown in the exhibit. (Click the Exhibit button.)

OrderDetails			
	Column Name	Data Type	Allow Nulls
	ListPrice	money	<input type="checkbox"/>
	Quantity	int	<input type="checkbox"/>
			<input type="checkbox"/>

Customers			
	Column Name	Data Type	Allow Nulls
	CustomerID	int	<input type="checkbox"/>
	FirstName	varchar(100)	<input type="checkbox"/>
	LastName	varchar(100)	<input type="checkbox"/>
			<input type="checkbox"/>

Orders			
	Column Name	Data Type	Allow Nulls
	OrderID	int	<input type="checkbox"/>
	OrderDate	datetime	<input type="checkbox"/>
	CustomerID	int	<input type="checkbox"/>
			<input type="checkbox"/>

You deploy a new server that has SQL Server 2012 installed.
 You need to create a table named Sales.OrderDetails on the new server.

Sales.OrderDetails must meet the following requirements:

- Write the results to a disk.
- Contain a new column named LineItemTotal that stores the product of ListPrice and Quantity for each row.
- The code must NOT use any object delimiters.

The solution must ensure that LineItemTotal is stored as the last column in the table.

Which code segment should you use?

To answer, type the correct code in the answer area.

Answer:

```
CREATE TABLE Sales.OrderDetails (  
ListPrice as money,  
Quantity as int,  
LineItemTotal as ListPrice - Quantity)
```

QUESTION 4

You are developing a database that will contain price information.

You need to store the prices that include a fixed precision and a scale of six digits.

Which data type should you use?

- A. Float
- B. Money
- C. Smallmoney
- D. Numeric

Answer: B

QUESTION 5

You administer a Microsoft SQL Server database that supports a banking transaction management application.

You need to retrieve a list of account holders who live in cities that do not have a branch location.

Which Transact-SQL query or queries should you use? (Each correct answer presents a complete solution. Choose all that apply.)

- A.

```
SELECT AccountHolderID  
FROM AccountHolder  
WHERE CityID NOT IN (SELECT CityID FROM BranchMaster)
```
- B.

```
SELECT AccountHolderID  
FROM AccountHolder  
WHERE CityID <> ALL (SELECT CityID FROM BranchMaster)
```
- C.

```
SELECT AccountHolderID  
FROM AccountHolder  
WHERE CityID <> SOME (SELECT CityID FROM BranchMaster]
```
- D.

```
SELECT AccountHolderID  
FROM AccountHolder  
WHERE CityID <> ANY (SELECT CityID FROM BranchMaster)
```

Answer: CD

QUESTION 6

You administer a Microsoft SQL Server 2012 database. The database contains a table named Employee. Part of the Employee table is shown in the exhibit. (Click the Exhibit button.)



Column Name	Condensed Type
EmployeeID	int
EmployeeNum	char(10)
LastName	nvarchar(200)
FirstName	nvarchar(200)
MiddleName	nvarchar(200)
DateHired	date
DepartmentID	int
JobTitle	varchar(200)
ReportsToID	int

Column name	Description
EmployeeID(pk)	Uniquely identifies the employee record in the table Used throughout the database by all the other tables that reference the Employee table
EmployeeNum	An alphanumeric value calculated according to company requirements Has to be unique within the Employee table Exists only within the Employee table
DepartmentID	References another table named Department that contains data for each department in the company
ReportsToID	Contains the EmployeeID of the manager to whom an employee reports
ReportsToID	Contains the EmployeeID of the manager to whom an employee reports

Confidential information about the employees is stored in a separate table named EmployeeData. One record exists within EmployeeData for each record in the Employee table. You need to assign the appropriate constraints and table properties to ensure data integrity and visibility.

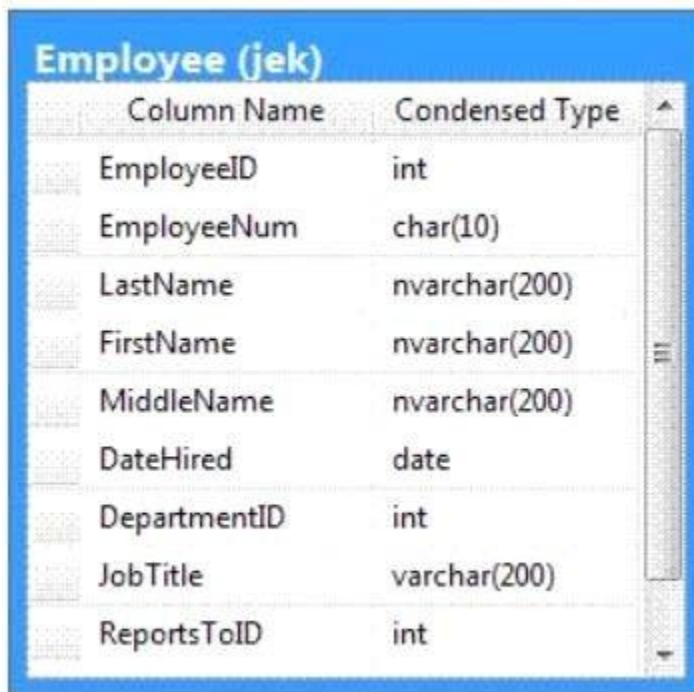
On which column in the Employee table should you create a unique constraint?

- A. DateHired
- B. DepartmentID
- C. EmployeeID
- D. EmployeeNum
- E. FirstName
- F. JobTitle
- G. LastName
- H. MiddleName
- I. ReportsToID

Answer: D

QUESTION 7

You administer a Microsoft SQL Server 2012 database. The database contains a table named Employee. Part of the Employee table is shown in the exhibit. (Click the Exhibit button.)



Column Name	Condensed Type
EmployeeID	int
EmployeeNum	char(10)
LastName	nvarchar(200)
FirstName	nvarchar(200)
MiddleName	nvarchar(200)
DateHired	date
DepartmentID	int
JobTitle	varchar(200)
ReportsToID	int

Column name	Description
EmployeeID	Uniquely identifies the employee record in the table Used throughout the database by all the other tables that reference the Employee table
EmployeeNum	An alphanumeric value calculated according to company requirements Has to be unique within the Employee table Exists only within the Employee table
DepartmentID	References another table named Department that contains data for each department in the company
ReportsToID	Contains the EmployeeID of the manager to whom an employee reports

Unless stated above, no columns in the Employee table reference other tables. Confidential information about the employees is stored in a separate table named EmployeeData. One record exists within EmployeeData for each record in the Employee table.

- A. DateHired
- B. DepartmentID
- C. EmployeeID
- D. EmployeeNum
- E. FirstName
- F. JobTitle
- G. LastName
- H. MiddleName
- I. ReportsToID

Answer: I

QUESTION 8

You administer a Microsoft SQL Server 2012 database. The database contains a table named Employee. Part of the Employee table is shown in the exhibit. (Click the Exhibit button.)



Column Name	Condensed Type
EmployeeID	int
EmployeeNum	char(10)
LastName	nvarchar(200)
FirstName	nvarchar(200)
MiddleName	nvarchar(200)
DateHired	date
DepartmentID	int
JobTitle	varchar(200)
ReportsToID	int

Column name	Description
EmployeeID	Uniquely identifies the employee record in the table Used throughout the database by all the other tables that reference the Employee table
EmployeeNum	An alphanumeric value calculated according to company requirements Has to be unique within the Employee table Exists only within the Employee table
DepartmentID	References another table named Department that contains data for each department in the company
ReportsToID	Contains the EmployeeID of the manager to whom an employee reports

Confidential information about the employees is stored in a separate table named EmployeeData. One record exists within EmployeeData for each record in the Employee table.

You need to assign the appropriate constraints and table properties to ensure data integrity and visibility.

On which column in the Employee table should you use an identity specification to include a seed of 1,000 and an increment of 1?

A. DateHired

- B. DepartmentID
- C. EmployeeID
- D. EmployeeNum
- E. FirstName
- F. JobTitle
- G. LastName
- H. MiddleName
- I. ReportsToID

Answer: C

QUESTION 9

You administer a Microsoft SQL Server 2012 database that includes a table named Products. The Products table has columns named ProductId, ProductName, and CreatedDateTime. The table contains a unique constraint on the combination of ProductName and CreatedDateTime.

You need to modify the Products table to meet the following requirements:

- Remove all duplicates of the Products table based on the ProductName column.
- Retain only the newest Products row.

Which Transact-SQL query should you use?

- A.

```
SELECT SalesPerson.Name, Country, City, DatePart(yyyy, SaleDate) AS Year, Sum(Amount) AS Total
FROM Sale INNER JOIN SalesPerson ON
Sale.SalesPersonId = SalesPerson.SalesPersonId
GROUP BY GROUPING SETS((SalesPerson.Name, Country, City, DatePart(yyyy, SaleDate)), (Country, City),
(Country), ())
```
- B.

```
SELECT SalesPerson.Name, Country, City, DatePart(yyyy, SaleDate) AS Year, Sum(Amount) AS Total
FROM Sale INNER JOIN SalesPerson ON
Sale.SalesPersonId = SalesPerson.SalesPersonId
GROUP BY CUBE(SalesPerson.Name, Country, City, DatePart(yyyy, SaleDate))
```
- C.

```
SELECT SalesPerson.Name, Country, City, DatePart(yyyy, SaleDate) AS Year, Sum(Amount) AS Total
FROM Sale INNER JOIN SalesPerson ON
Sale.SalesPersonId = SalesPerson.SalesPersonId
GROUP BY CUBE(SalesPerson.Name, DatePart(yyyy, SaleDate), City, Country)
```
- D.

```
SELECT SalesPerson.Name, Country, City, DatePart(yyyy, SaleDate) AS Year, Sum(Amount) AS Total
FROM Sale INNER JOIN SalesPerson ON
Sale.SalesPersonId = SalesPerson.SalesPersonId
GROUP BY ROLLUP(SalesPerson.Name, DatePart(yyyy, SaleDate), City, Country)
```

- A. Option A
- B. Option B
- C. Option C
- D. Option D

Answer: A

QUESTION 10

Drag and Drop Question

You use Microsoft SQL Server 2012 to develop a database that has two tables named Div1Cust and Div2Cust. Each table has columns named DivisionID and CustomerId. None of the rows in Div1Cust exist in Div2Cust.

You need to write a query that meets the following requirements:

- The rows in Div1Cust must be combined with the rows in Div2Cust.
- The result set must have columns named Division and Customer.
- Duplicates must be retained.

Which three Transact-SQL statements should you use? (To answer, move the appropriate statements from the list of statements to the answer area and arrange them in the correct order.)

EXCEPT	
SELECT DivisionID, CustomerID FROM Div2Cust	
SELECT DISTINCT DivisionID, CustomerID FROM Div1Cust, Div2Cust	
INTERSECT	
SELECT DivisionID AS Division, CustomerID AS Customer FROM Div1Cust	
UNION ALL	
INNER JOIN	
UNION	
SELECT DivisionID, CustomerID FROM Div1Cust, Div2Cust	
ON Div1Cust.CustID = Div2Cust.CustID	
SELECT DivisionID, CustomerID FROM Div1Cust	

Answer:

EXCEPT	
INTERSECT	
SELECT DivisionID AS Division, CustomerID AS Customer FROM Div1Cust	
UNION ALL	
UNION	
SELECT DivisionID, CustomerID FROM Div1Cust, Div2Cust	
ON Div1Cust.CustID = Div2Cust.CustID	
SELECT DivisionID, CustomerID FROM Div1Cust	
	INNER JOIN
	SELECT DISTINCT DivisionID, CustomerID FROM Div1Cust, Div2Cust
	SELECT DivisionID, CustomerID FROM Div2Cust

Thank You for Trying Our Product

PassLeader Certification Exam Features:

- ★ More than **99,900** Satisfied Customers Worldwide.
- ★ Average **99.9%** Success Rate.
- ★ **Free Update** to match latest and real exam scenarios.
- ★ **Instant Download** Access! No Setup required.
- ★ Questions & Answers are downloadable in **PDF** format and **VCE** test engine format.
- ★ Multi-Platform capabilities - **Windows, Laptop, Mac, Android, iPhone, iPod, iPad.**
- ★ **100%** Guaranteed Success or **100%** Money Back Guarantee.
- ★ **Fast**, helpful support **24x7**.



View list of all certification exams: <http://www.passleader.com/all-products.html>



Microsoft



ORACLE



CITRIX



JUNIPER
NETWORKS



EMC²
where information lives®

10% Discount Coupon Code: STNAR2014